

### Background

- The community pharmacist is a major force in the prevention of disease through immunization services, however, adult vaccine rates remain suboptimal.<sup>1</sup>
- Community pharmacists have the potential to overcome barriers perceived by the patient and increase vaccination rates.
- Barriers perceived by the community pharmacist are just as significant as barriers perceived by the patient.
- Community pharmacists cannot be expected to overcome barriers perceived by the patient if they cannot overcome their own barriers.

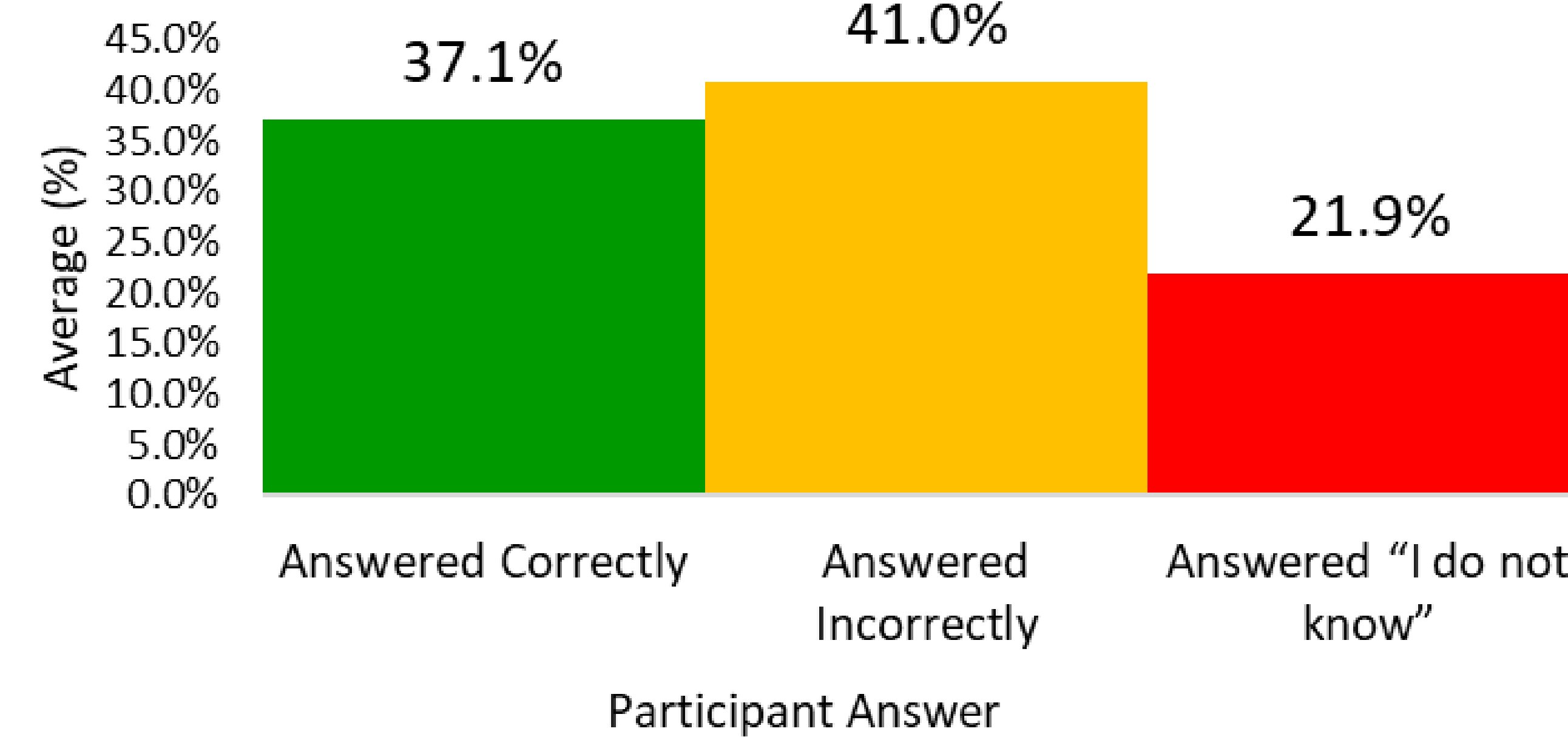
### Methods

- Anonymous Qualtrics survey was distributed to supermarket chain community pharmacists.<sup>2</sup>
- Baseline questions included demographic and confidence on immunization related topics.
- Ten multiple-choice, case-based questions designed using immunization recommendations from the Center for Disease Control and Prevention (CDC) and the Advisory Committee on Immunization Practice (ACIP).<sup>3</sup>
- Case-based questions were followed by 4-point scale from very confident to very unconfident.
- Barriers perceived when assessing, recommending, and administering vaccines were identified from a list with an option to add additional barriers.
- Improvements to reduce barriers were optional.

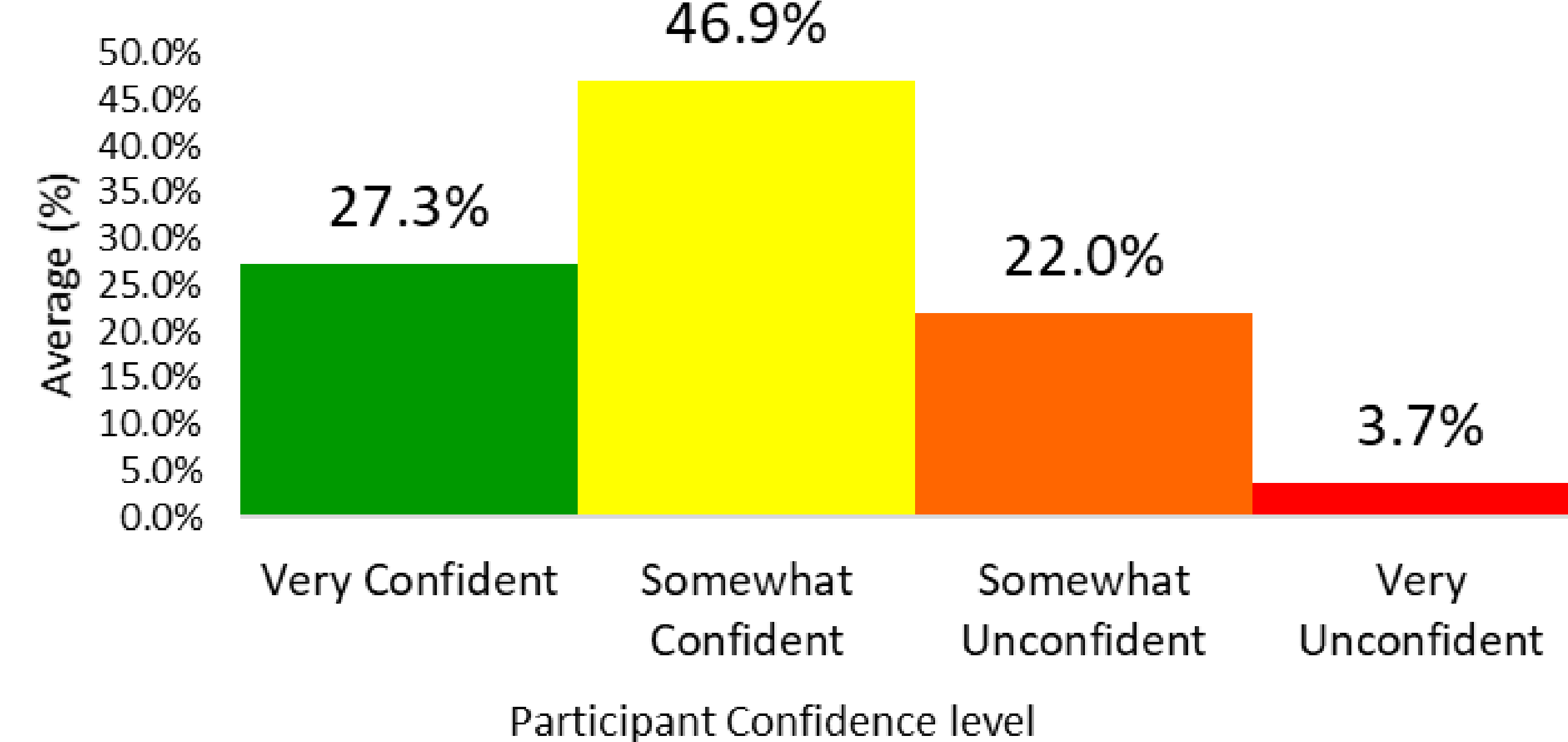
### Results

- Data collected from October 11th, 2019 to November 18th, 2019.
- 134 responses were received, 16 were excluded.
- Duration of pharmacy practice
  - 0-5 years (34.7%), 6-10 years (24.6%), 11-20 years, (21.2%), and >20 years (19.5%)
- Immunization training part of pharmacy school
  - Yes (70.3%), No (29.7%)

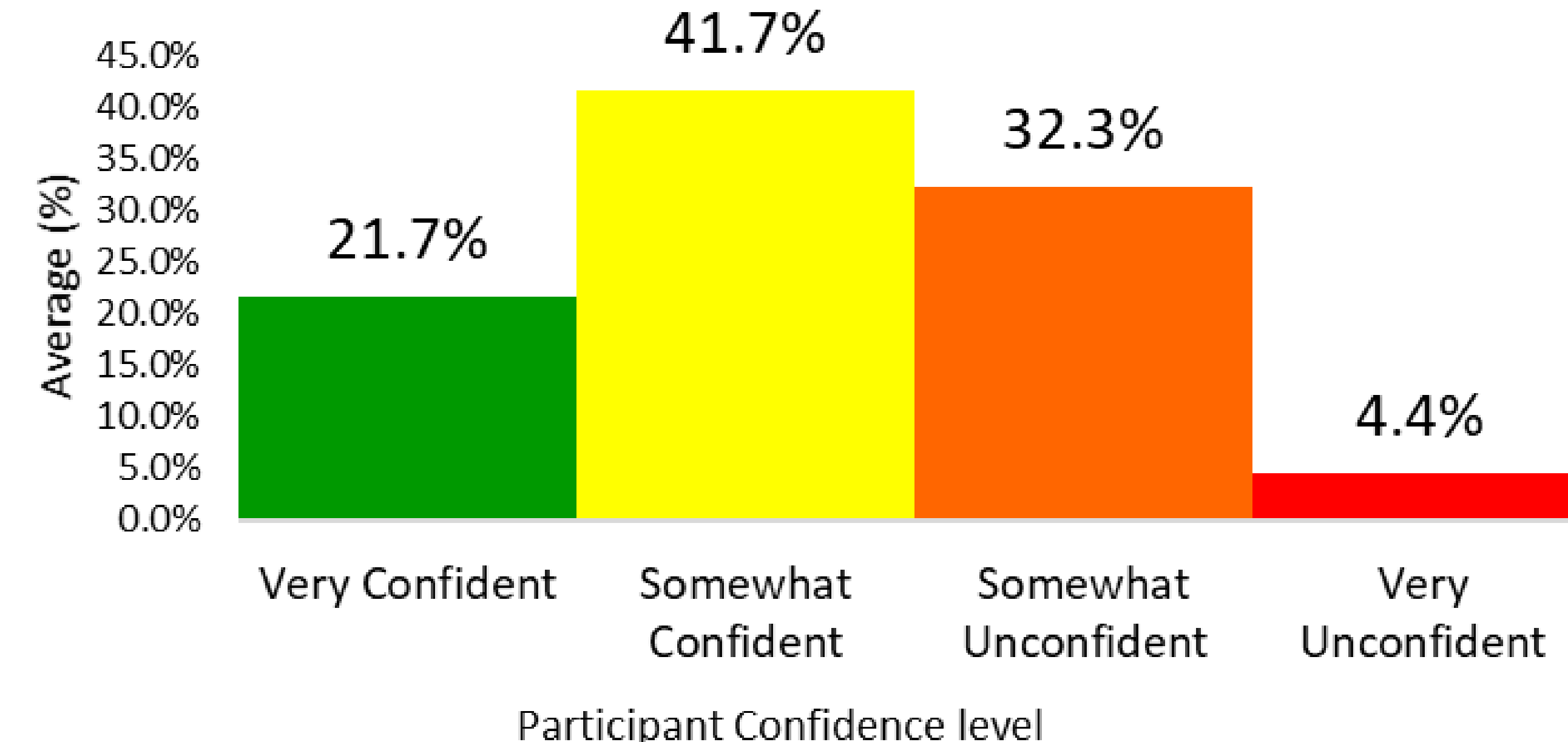
Graph 1: Comparison of Answers of Case-Based Questions



Graph 2: Confidence Scale of Case-Based Questions Answered Correctly

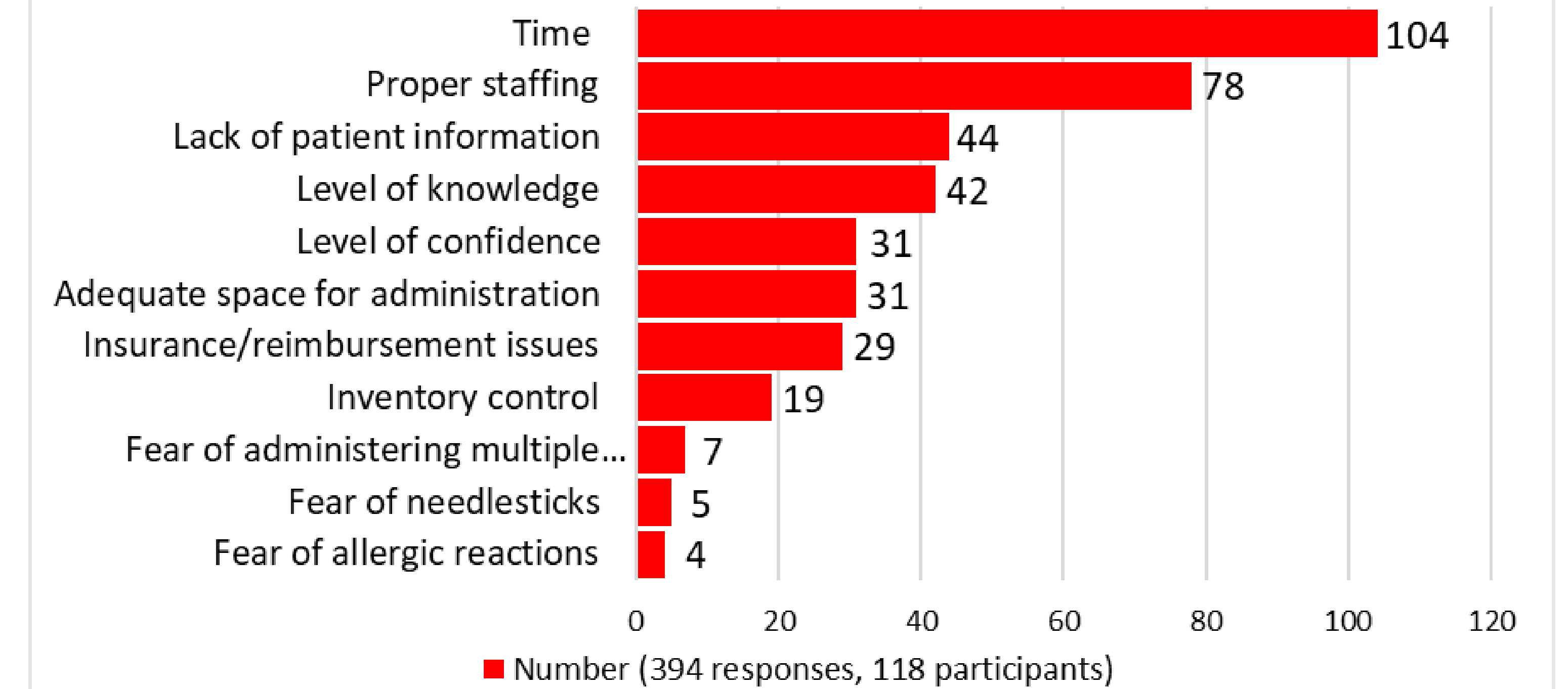


Graph 3: Confidence Scale of Case-Based Questions Answered Incorrectly

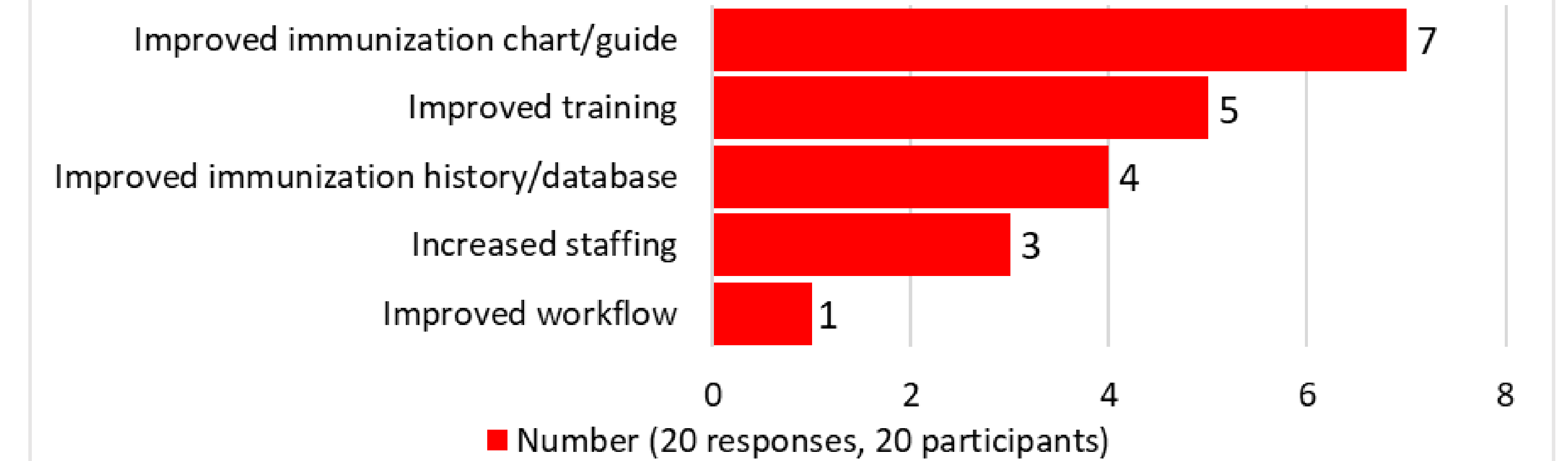


- Top three barriers identified were time (88.1%), proper staffing (66.1%), and lack of patient information (37.3%).
- Top three opportunities identified were immunization chart/guide (35%), training (25%), and immunization history/database (20%).

Graph 4: Community Pharmacist Barriers to Immunization Administration



Graph 5: Community Pharmacist Improvements to Reduce Barriers to Immunization Administration



### Conclusion

- The community pharmacist is the immunization expert; however, the results of this survey show that there are opportunities for improvement.
- About 63% of the participants answered case-based questions incorrectly or "I do not know". As well about 63% of the participants that answered incorrectly were either very confident or somewhat confident in their recommendations.
- The need for immunizations is going to continue to grow as immunizations are developed and recommendations change.
- Community pharmacists need to be proactive immunization advocates to provide the best practice to their patients.

### References

1 Williams WW. Surveillance of Vaccination Coverage Among Adult Populations — United States, 2015. *MMWR Surveill Summ.* 2017;66. doi:10.15585/mmwr.ss6611a1  
2 Qualtrics. Qualtrics <https://www.qualtrics.com/>.  
3 Vaccines and Preventable Diseases | CDC. <https://www.cdc.gov/vaccines/vpd/index.html>. Published June 17, 2019.