

Student Affairs By the Numbers


Summary Report | Fall 2021

 **1,619 flu shots**

were administered to SIUE students, faculty and staff during the fall semester. In Fall 2020 Health Service administered 1,614 flu shots.

 **1,208 appointments**

to Counseling Services including on-going, crisis, first session, consultation, initial and psychological assessments.

 **\$69,454** in combined funds from the Child Care Access Means Parents in School (CCAMPIS) and Preschool for All (PFA) grants were used to support student families.

intramurals	159 # of IM teams	1000 # of IM participants	289 # of first-year IM participants	200 # of junior IM participants
19 single day or series competitions	213 # of IM games	651 # of unique IM participants	260 # of sophomore IM participants	260 # of senior IM participants

510 participants

at Leadership Education Sessions during Fall 2021 with 85 participating in longitudinal or recurring Kimmel experiences.

395 students

attended the Student Organization Leadership Orientation.

Leadership

573 patients

benefitted from 158 units of blood collected from 7 campus blood drives.

16 Service Saturdays

had 97 participants completing 388 hours of service.

7,669 items

were shopped by 169 students at Cougar Cupboard totaling 4,629 lbs. of food.

315 lbs. of food

were recovered by 26 Food Recovery Network volunteers completing 35 service hours and 480 meals served.

community engagement

 **12,408 attendees** at 69 Campus Activity Board events. This is an increase of 410% over Fall 2021 attendance.

academic performance



31% of residents

living in University Housing appeared on the Dean's List for the Fall 2020 semester. This is an increase from 28% in Fall 2019 and maintained at 31% in Fall 2020.

2.69* First Time Residence Hall	3.11 Fraternity & Sorority Life
3.56 Co-op & Internship Participants	3.42 Student Org. Officers

*Non-resident undergraduate GPA during Fall 2021 semester was 2.65
** Overall campus undergraduate GPA during Fall 2021 semester was 2.88

Avg. GPA**

 **1,019 appointments**


for resume critiques, career counseling, job search, career assessments, mock interviews, social media, and graduate school applications at the Career Development Center.

 **89,817 swipes**


were recorded by participants at Campus Recreation events and facilities. 57,314 swipes were recorded in Fall 2020.

 **42% increase**

in total Dining Services sales during Fall 2021 compared to Fall 2020.

 **2,448 bookings**

scheduled in the MUC and SSC. Total event hours of 17,331 with an estimated attendance of 48,153.

 **91% of work orders**

in University Housing were completed within 3 days of submission.